


# LEVEL TRANSMITTER ISOLATION VALVE



**INDU-TECH**

## BUILT TO GET THE JOB DONE

Reduced plant maintenance. Improved instrument calibration. Enhanced employee health and safety. For over 35 years, the Indu-Tech Level Transmitter Isolation Valve has been built to get the job done under the toughest conditions at industrial sites around the world. With an optimized design that enables superior level measurements, simplified installation and the industry's only Swirl-Purge™ in-situ flushing feature, the Indu-Tech Level Transmitter Isolation Valve sets the standard for long-term and trouble-free performance.

### Reduced Plant Maintenance


Maximize uptime at your facility by eliminating the time and cost associated with draining process tanks to change-out or calibrate level measurement instrumentation.

### Improved Instrument Calibration

Save maintenance staff time with the unique Swirl-Purge™ in-situ flushing feature which ensures a clean and clog-free passageway directly to the level transmitter diaphragm.

### Enhanced Employee Health and Safety

Reduce the amount of time that staff spend around process tanks for maintenance and eliminate the health and safety challenges associated with leaking valves – especially knife gate valves.



### Installation of the Indu-Tech Level Transmitter Isolation Valve is straight forward.

A threaded bolt pattern is provided for mounting the isolation valve to the process tank.

A second threaded bolt pattern is provided for mounting the level transmitter to the isolation valve.

An additional set of offset bolt holes are included for retrofitting knife gate valves (DS = Dezurik Pattern).

Each set of bolt pattern connectors complies with either ANSI or metric standards.



# UNMATCHED DURABILITY AND FUNCTIONALITY

Designed to reduce maintenance and improve calibration, the Indu-Tech Level Transmitter Isolation Valve has a proven track record of superior, long-term performance.

## Bubble Tight Seal

The isolation valve features a close captured seated ball design, which ensures that the process medium does not build up internally as commonly experienced with open cavity ball valves. Each valve is tested under strict quality standards for bubble tight design prior to shipment.

## Universal Mounting

The isolation valve has independent bolting patterns to mount the valve to the tank and the level transmitter. Separate mounting plates ensure a safe working environment when removing a level transmitter from the tank during routine operations.

## Thin Cross Section

The isolation valve features a thin cross section which ensures the level transmitter is as close as possible to the process tank for better measurement accuracy.

## Lever Handle with Simple Lock Out



The isolation valve is designed with a 90-degree ¼ turn on/off lever handle. With no exposed apparatus on the handle, operators can open or close the handle on demand, even in situations where the valve has not been activated over a long period.

## Light Weight and Compact

The Indu-Tech isolation valve weighs under 20lbs (9kg) and is straight forward to install, even in confined spaces that are difficult for larger valve designs. Installation does not require mechanized lifting gear.

## Additional Features

- Double o-ring stem protection
- Blow-out proof stem
- Bubble tight certification
- Transmitter bolts to valve independent of tank studs



## Tank Side Swirl-Purge™


The Swirl-Purge in-situ flushing feature maintains a clean passageway between the level transmitter and the tank ensuring optimum level transmitter readings during normal operations. It continues to perform effectively under tough applications, including black & white liquors, acids, peroxides, slurries and other process mediums.

## Instrument Side Swirl-Purge™

The ¼-inch port instrument side purge performs several functions. The port provides instrument side pressure relief and it can be piped to provide pressure relief for applications such as hydrogen peroxide service.

The instrument side purge can also be used for level transmitter calibration without the removal of the level transmitter, allowing the instrument technician to calibrate each level transmitter without removing it from the tank. Closing the isolation valve (bubble tight) allows the technician to pump metered air into the instrument side cavity and calibrate the instrument.

Another function of the level transmitter side purge is to keep the diaphragm environment clean and free of contaminants to help ensure consistent and accurate readings.

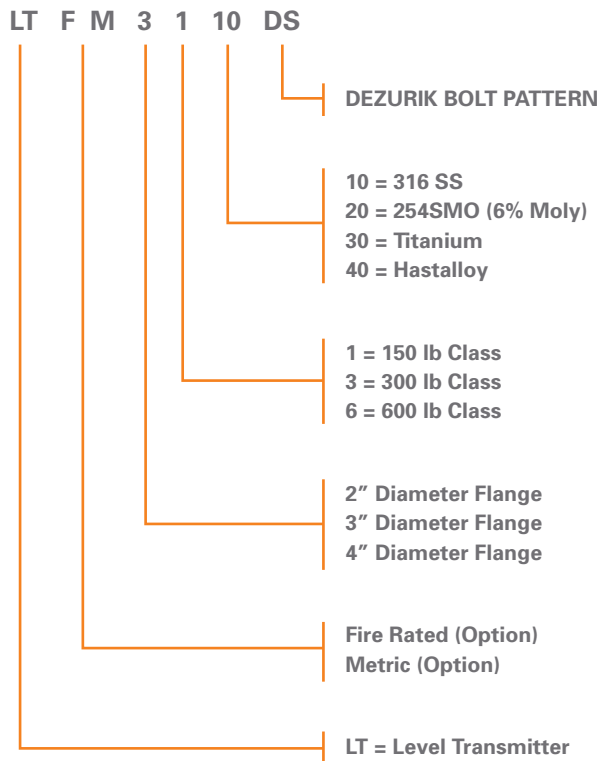


INDU-TECH

**MODEL LT-3110 LEVEL TRANSMITTER ISOLATION VALVE STANDARD SPECIFICATIONS**

- Size**  
3" nominal
- Process Connection**  
150# ANSI
- Process Mounting**  
1 set of through holes
- Instrument Mounting**  
1 set of tapped holes
- Process Purge Connection**  
1/2" NPT for Swirl-Purge™
- Instrument Purge Connection**  
1/4" NPT for instrument calibration
- Handle**  
1/4 turn on / off
- Lockout**  
Lockable handle
- Handle Clearance**  
6" from centre of valve

**LEVEL TRANSMITTER ISOLATION VALVE MODEL NUMBER SPECIFICATION SYSTEM**



**STANDARD APPLICATIONS**

**Valve Model LT**  
3", 150 lb 316 SS is a standard application Indu-Tech Level Transmitter Isolation Valve

**STANDARD APPLICATIONS**

For unique applications the Indu-Tech valve is available in:

**Diameter Flange Sizes**  
2", 3", 4"

**Metric Sizes**  
Upon request

**Pressure Ratings**

- 150 lb Class
- 300 lb Class
- 600 lb Class

**Specialty Materials**  
The Indu-Tech valve is available in a wide variety of materials to suit specific applications

**API 607 FIRE RATED**

The fire rated Indu-Tech Level Transmitter Isolation Valve is API 607 4th edition certified.

**CERTIFICATIONS**

- CRN certified (Canada)
- EPA bubble tight
- ANSI specifications
- Metric specifications
- Offset flange for KGV retrofit
- ISO 9003-2015

**WORLDWIDE INSTALLATIONS**

- Pulp & Paper
- Mining
- Steam Plants
- Oil & Gas
- Petrochemical
- Food & Beverage
- Pharmaceutical
- Wastewater Treatment



FLOWMETRIX  
INDU-TECH  
METCON  
PROCESS  
WESTCAN

FOR MORE INFORMATION

**indu-tech.com**

**DISTRIBUTED BY**

**LEGAL NOTICE**

Note that any product, process or technology described in this document maybe the subject of intellectual property rights owned by Indu-Tech and are not licenced thereunder. Statements, information and data expressed herein are believed to be accurate and reliable but are made without guarantee or warranty of any kind, expressed or implied. Indu-Tech reserves the right to make changes at any time, without notice. © Indu-Tech 2020